


DUMFRIES AND GALLOWAY
INTEGRATION JOINT BOARD

**PERFORMANCE
MANAGEMENT**
QUARTERLY REPORT
Template



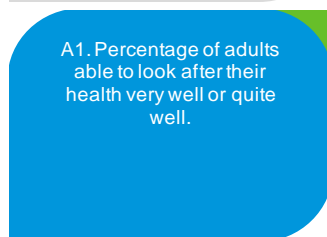
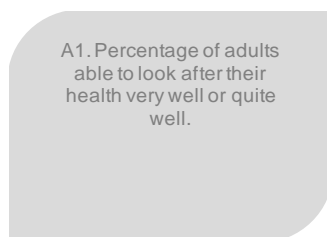
INSERT DATE



Contents

Document Features	3
National Outcomes	4
Dumfries & Galloway Priority Areas	5
“We Wills”	7
<i>INSERT PLAN TITLE</i>	7
Clinical and Care Governance	9
<i>INSERT QUANTITATIVE INDICATOR TITLE</i>	10
<i>INSERT PROCESS INDICATOR TITLE</i>	11
<i>INSERT QUALITATIVE INDICATOR TITLE</i>	12
Quality	13
<i>INSERT QUANTITATIVE INDICATOR TITLE</i>	14
<i>INSERT PROCESS INDICATOR TITLE</i>	15
<i>INSERT QUALITATIVE INDICATOR TITLE</i>	16
Finance and Resources	17
<i>INSERT QUANTITATIVE INDICATOR TITLE</i>	18
<i>INSERT PROCESS INDICATOR TITLE</i>	19
<i>INSERT QUALITATIVE INDICATOR TITLE</i>	20
Stakeholder Experience	21
<i>INSERT QUANTITATIVE INDICATOR TITLE</i>	22
<i>INSERT PROCESS INDICATOR TITLE</i>	23
<i>INSERT QUALITATIVE INDICATOR TITLE</i>	24
Recommendations from scrutiny bodies and performance against related action plans	25
Performance in relation to significant decisions made by the Integrated Joint Board	26

Document Features



At the start of each section there is an overview page summarising the sections content. This is done using 'leaves'.

If the leaf is **grey** then that indicator/measurement has not been included in this edition of the quarterly report. There should be a date on the leaf to indicate when it will be next available. If the leaf is **coloured in** then that indicator/measurement is included in this edition.

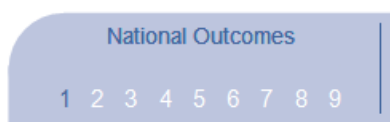
The top right corner of the leaf will be coloured according to the following:

Grey – there is insufficient data available at this time to determine whether or not we are being successful in attaining our outcomes.

Green – the indicator or measurement suggests that we are being successful in attaining our outcomes.

Amber – early warning that the indicator or measure suggests that we may not be successful in attaining our outcomes.

Red – the indicator or measure suggests that we have/will not attain our outcomes.



This section indicates which of the 9 National Outcomes for Integration the measurement/indicator supports.



This section indicates which of the 10 Areas of Priority for Dumfries & Galloway as described in the Strategic Plan the measurement/indicator supports.



Basic 'meta-data' indicating the measurement/indicator was last published; how frequently it is published; and who publishes it.

National Outcomes

The Scottish Government has set out nine national health and well-being outcomes for people. These outcomes are central to the strategic plan and the locality plans in Dumfries & Galloway. They are the long term objectives the Integration Joint Board are striving to achieve.

The progress Dumfries & Galloway is making towards achieving the national outcomes is measured in different ways: quantitative, qualitative, and process measures. Each measure may relate to more than one outcome but it is unlikely that any one measure will indicate progress to all outcomes at the same time. In this report, each measure is mapped to one or more of the national outcomes. Combined these measures provide an overall assessment of Dumfries & Galloway's progress towards these outcomes.

1. People are able to look after and improve their own health and wellbeing and live in good health for longer

2. People, including those with disabilities or long term conditions, or who are frail, are able to live, as far as reasonably practicable, independently and at home or in a homely setting in their community

3. People who use health and social care services have positive experiences of those services, and have their dignity respected

4. Health and social care services are centred on helping to maintain or improve the quality of life of people who use those services

5. Health and social care services contribute to reducing health inequalities

6. People who provide unpaid care are supported to look after their own health and wellbeing, including to reduce any negative impact of their caring role on their own health and wellbeing

7. People who use health and social care services are safe from harm

8. People who work in health and social care services feel engaged with the work they do and are supported to continuously improve the information, support, care and treatment they provide

9. Resources are used effectively and efficiently in the provision of health and social care services

Dumfries & Galloway Priority Areas

To deliver the nine national health and well-being outcomes, the Strategic Plan identified ten priority areas of focus. Each measure in this report is also mapped to one or more of these ten priority areas.

1. enabling people to have more choice and control
2. supporting Carers
3. developing and strengthening communities
4. making the most of well-being
5. maintaining safe, high quality care and protecting vulnerable adults
6. shifting the focus from institutional care to home and community based care
7. integrated ways of working
8. reducing health inequalities
9. working efficiently and effectively
10. making the best use of technology

“We Wills”

INSERT PLAN TITLE

Red/Amber/Green status of each “We Will” commitment made in the INSERT PLAN TITLE

2016/17	1	2	3	4	5	6	7	8	9	10
	11	12	13	14						
2017/18	15	16	17	18	19	20	21	22	23	24
	25	26	27	28						
2018/19	29	30	31	32	33	34	35	36	37	38
	39	40	41	42	43					

Key Points

- INSERT KEY POINTS

The Wider Context

INSERT WIDER CONTEXT

Improvement Actions

INSERT IMPROVEMENT ACTIONS

Clinical and Care Governance

Overview

National Outcomes									Dumfries & Galloway Priority Area									
1	2	3	4	5	6	7	8	9	1	2	3	4	5	6	7	8	9	10

Indicator 1

Next Reported: INSERT

Indicator 2

Next Reported: INSERT

Indicator 3

Next Reported: INSERT

Indicator 4

Next Reported: INSERT

Indicator 5

Next Reported: INSERT

Indicator 6

Next Reported: INSERT

INSERT QUANTITATIVE INDICATOR TITLE

National Outcomes									Dumfries & Galloway Priority Area										Reported:	INSERT DATE
1	2	3	4	5	6	7	8	9	1	2	3	4	5	6	7	8	9	10	Frequency:	INSERT
																			Source:	INSERT SOURCE

INSERT CHART TITLE

INSERT CHART

Key Points

- INSERT KEY POINTS (i.e. increasing/decreasing/stable; better/worse/same as...)

The Wider Context

INSERT CONTEXT

Improvement Actions

INSERT IMPROVEMENT ACTIONS

INSERT PROCESS INDICATOR TITLE

National Outcomes									Dumfries & Galloway Priority Area										Reported:	INSERT DATE
1	2	3	4	5	6	7	8	9	1	2	3	4	5	6	7	8	9	10	Frequency:	INSERT
																			Source:	INSERT SOURCE

Key milestones towards developing this indicator



INSERT MILESTONE 1
 Due: INSERT DATE
 Completed: INSERT DATE

INSERT MILESTONE 2
 Due: INSERT DATE
 Completed: INSERT DATE

INSERT MILESTONE 3
 Due: INSERT DATE
 Completed: INSERT DATE

INSERT MILESTONE 4
 Due: INSERT DATE
 Completed: INSERT DATE

Key Points

- INSERT KEY POINTS (i.e. ahead/on/behind schedule)

The Wider Context

INSERT CONTEXT

Improvement Actions

INSERT IMPROVEMENT ACTIONS

INSERT QUALITATIVE INDICATOR TITLE

National Outcomes									Dumfries & Galloway Priority Area										Reported:	INSERT DATE
1	2	3	4	5	6	7	8	9	1	2	3	4	5	6	7	8	9	10	Frequency:	INSERT
																			Source:	INSERT SOURCE

INSERT QUOTATION REFERENCE

INSERT 1 OR 2 KEY ILLUSTRATIVE QUOTATION(S)

Key Points

- INSERT KEY POINTS (i.e. the key emerging themes across all responses)

The Wider Context

INSERT CONTEXT

Improvement Actions

INSERT IMPROVEMENT ACTIONS

Quality

Overview

National Outcomes									Dumfries & Galloway Priority Area									
1	2	3	4	5	6	7	8	9	1	2	3	4	5	6	7	8	9	10

Indicator 1

Next Reported: INSERT

Indicator 2

Next Reported: INSERT

Indicator 3

Next Reported: INSERT

Indicator 4

Next Reported: INSERT

Indicator 5

Next Reported: INSERT

Indicator 6

Next Reported: INSERT

INSERT QUANTITATIVE INDICATOR TITLE

National Outcomes									Dumfries & Galloway Priority Area										Reported:	INSERT DATE
1	2	3	4	5	6	7	8	9	1	2	3	4	5	6	7	8	9	10	Frequency:	INSERT
																			Source:	INSERT SOURCE

INSERT CHART TITLE

INSERT CHART

Key Points

- INSERT KEY POINTS (i.e. increasing/decreasing/stable; better/worse/same as...)

The Wider Context

INSERT CONTEXT

Improvement Actions

INSERT IMPROVEMENT ACTIONS

INSERT PROCESS INDICATOR TITLE

National Outcomes									Dumfries & Galloway Priority Area										Reported:	INSERT DATE
1	2	3	4	5	6	7	8	9	1	2	3	4	5	6	7	8	9	10	Frequency:	INSERT
																			Source:	INSERT SOURCE

Key milestones towards developing this indicator



INSERT MILESTONE 1
Due: INSERT DATE
Completed: INSERT DATE

INSERT MILESTONE 2
Due: INSERT DATE
Completed: INSERT DATE

INSERT MILESTONE 3
Due: INSERT DATE
Completed: INSERT DATE

INSERT MILESTONE 4
Due: INSERT DATE
Completed: INSERT DATE

Key Points

- INSERT KEY POINTS (i.e. ahead/on/behind schedule)

The Wider Context

INSERT CONTEXT

Improvement Actions

INSERT IMPROVEMENT ACTIONS

INSERT QUALITATIVE INDICATOR TITLE

National Outcomes									Dumfries & Galloway Priority Area										Reported:	INSERT DATE
1	2	3	4	5	6	7	8	9	1	2	3	4	5	6	7	8	9	10	Frequency:	INSERT
																			Source:	INSERT SOURCE

INSERT QUOTATION REFERENCE

INSERT 1 OR 2 KEY ILLUSTRATIVE QUOTATION(S)

Key Points

- INSERT KEY POINTS (i.e. the key emerging themes across all responses)

The Wider Context

INSERT CONTEXT

Improvement Actions

INSERT IMPROVEMENT ACTIONS

Finance and Resources

Overview

National Outcomes									Dumfries & Galloway Priority Area									
1	2	3	4	5	6	7	8	9	1	2	3	4	5	6	7	8	9	10

Indicator 1

Next Reported: INSERT

Indicator 2

Next Reported: INSERT

Indicator 3

Next Reported: INSERT

Indicator 4

Next Reported: INSERT

Indicator 5

Next Reported: INSERT

Indicator 6

Next Reported: INSERT

INSERT QUANTITATIVE INDICATOR TITLE

National Outcomes									Dumfries & Galloway Priority Area										Reported:	INSERT DATE
1	2	3	4	5	6	7	8	9	1	2	3	4	5	6	7	8	9	10	Frequency:	INSERT
																			Source:	INSERT SOURCE

INSERT CHART TITLE

INSERT CHART

Key Points

- INSERT KEY POINTS (i.e. increasing/decreasing/stable; better/worse/same as...)

The Wider Context

INSERT CONTEXT

Improvement Actions

INSERT IMPROVEMENT ACTIONS

INSERT PROCESS INDICATOR TITLE

National Outcomes									Dumfries & Galloway Priority Area										Reported:	INSERT DATE
1	2	3	4	5	6	7	8	9	1	2	3	4	5	6	7	8	9	10	Frequency:	INSERT
																			Source:	INSERT SOURCE

Key milestones towards developing this indicator



INSERT MILESTONE 1 Due: INSERT DATE Completed: INSERT DATE	INSERT MILESTONE 2 Due: INSERT DATE Completed: INSERT DATE	INSERT MILESTONE 3 Due: INSERT DATE Completed: INSERT DATE	INSERT MILESTONE 4 Due: INSERT DATE Completed: INSERT DATE
--	--	--	--

Key Points

- INSERT KEY POINTS (i.e. ahead/on/behind schedule)

The Wider Context

INSERT CONTEXT

Improvement Actions

INSERT IMPROVEMENT ACTIONS

INSERT QUALITATIVE INDICATOR TITLE

National Outcomes									Dumfries & Galloway Priority Area										Reported:	INSERT DATE
1	2	3	4	5	6	7	8	9	1	2	3	4	5	6	7	8	9	10	Frequency:	INSERT
																			Source:	INSERT SOURCE

INSERT QUOTATION REFERENCE

INSERT 1 OR 2 KEY ILLUSTRATIVE QUOTATION(S)

Key Points

- INSERT KEY POINTS (i.e. the key emerging themes across all responses)

The Wider Context

INSERT CONTEXT

Improvement Actions

INSERT IMPROVEMENT ACTIONS

Stakeholder Experience

Overview

National Outcomes									Dumfries & Galloway Priority Area									
1	2	3	4	5	6	7	8	9	1	2	3	4	5	6	7	8	9	10

Indicator 1

Next Reported: INSERT

Indicator 2

Next Reported: INSERT

Indicator 3

Next Reported: INSERT

Indicator 4

Next Reported: INSERT

Indicator 5

Next Reported: INSERT

Indicator 6

Next Reported: INSERT

INSERT QUANTITATIVE INDICATOR TITLE

National Outcomes									Dumfries & Galloway Priority Area										Reported:	INSERT DATE
1	2	3	4	5	6	7	8	9	1	2	3	4	5	6	7	8	9	10	Frequency:	INSERT
																			Source:	INSERT SOURCE

INSERT CHART TITLE

INSERT CHART

Key Points

- INSERT KEY POINTS (i.e. increasing/decreasing/stable; better/worse/same as...)

The Wider Context

INSERT CONTEXT

Improvement Actions

INSERT IMPROVEMENT ACTIONS

INSERT PROCESS INDICATOR TITLE

National Outcomes									Dumfries & Galloway Priority Area										Reported:	INSERT DATE
1	2	3	4	5	6	7	8	9	1	2	3	4	5	6	7	8	9	10	Frequency:	INSERT
																			Source:	INSERT SOURCE

Key milestones towards developing this indicator



INSERT MILESTONE 1 Due: INSERT DATE Completed: INSERT DATE	INSERT MILESTONE 2 Due: INSERT DATE Completed: INSERT DATE	INSERT MILESTONE 3 Due: INSERT DATE Completed: INSERT DATE	INSERT MILESTONE 4 Due: INSERT DATE Completed: INSERT DATE
--	--	--	--

Key Points

- INSERT KEY POINTS (i.e. ahead/on/behind schedule)

The Wider Context

INSERT CONTEXT

Improvement Actions

INSERT IMPROVEMENT ACTIONS

INSERT QUALITATIVE INDICATOR TITLE

National Outcomes									Dumfries & Galloway Priority Area										Reported:	INSERT DATE
1	2	3	4	5	6	7	8	9	1	2	3	4	5	6	7	8	9	10	Frequency:	INSERT
																			Source:	INSERT SOURCE

INSERT QUOTATION REFERENCE

INSERT 1 OR 2 KEY ILLUSTRATIVE QUOTATION(S)

Key Points

- INSERT KEY POINTS (i.e. the key emerging themes across all responses)

The Wider Context

INSERT CONTEXT

Improvement Actions

INSERT IMPROVEMENT ACTIONS

Recommendations from scrutiny bodies and performance against related action plans

Performance in relation to significant decisions made by the Integrated Joint Board