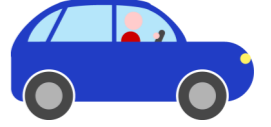



WIGTOWNSHIRE POPULATION PROFILE (2)



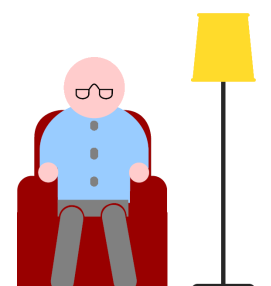
There are **2,560 people** from Wigtownshire living in areas recognised nationally as being amongst the **most deprived** in Scotland.

Information from **Scotland's Census 2011** about the population of **Wigtownshire** tells us that...

24% of households have no access to a car or van 

5% of households have a lone parent 

337 households have no central heating

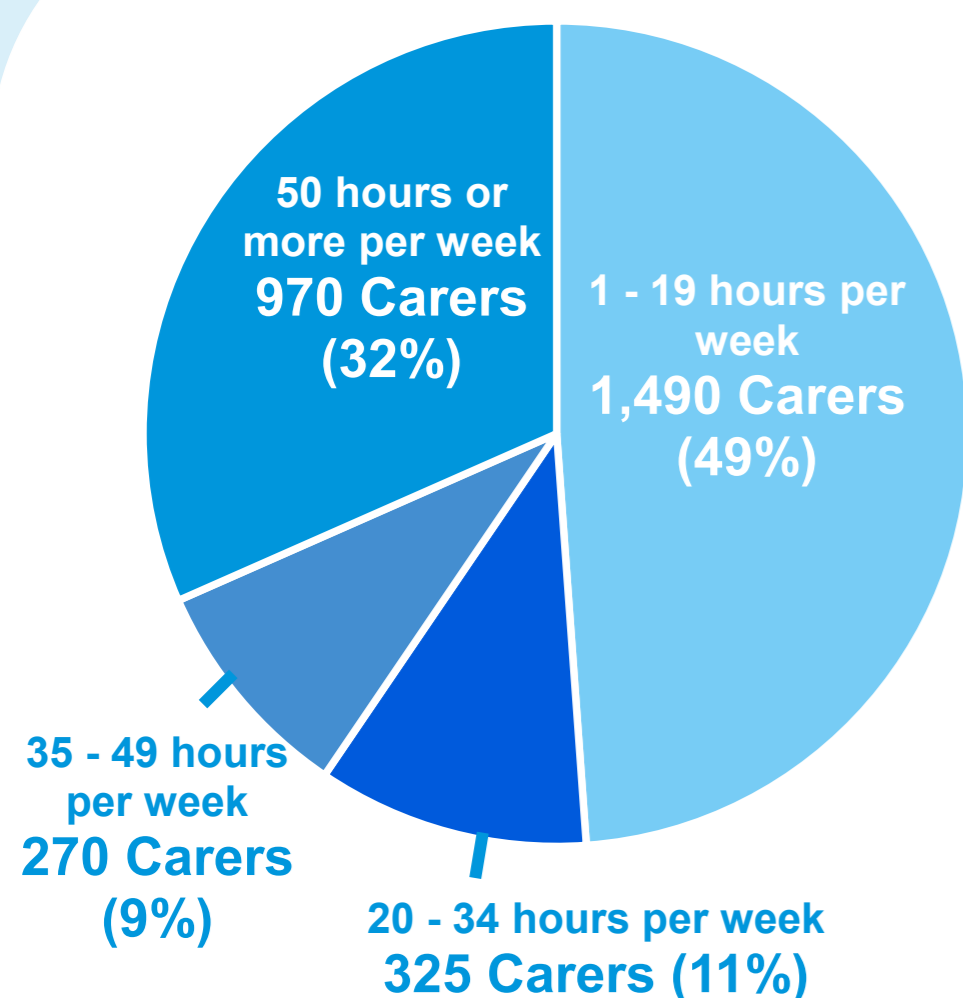
10,000 people have at least 1 long term condition 

2,250 people are aged over 65 years and live alone

Across Wigtownshire **1 in 10 people** are Carers and provide **unpaid care** for a close friend or relative.

This is equivalent to **3,000 people**.

Carers



1 in 3 Carers from Wigtownshire provides more than 50 hours of unpaid care per week

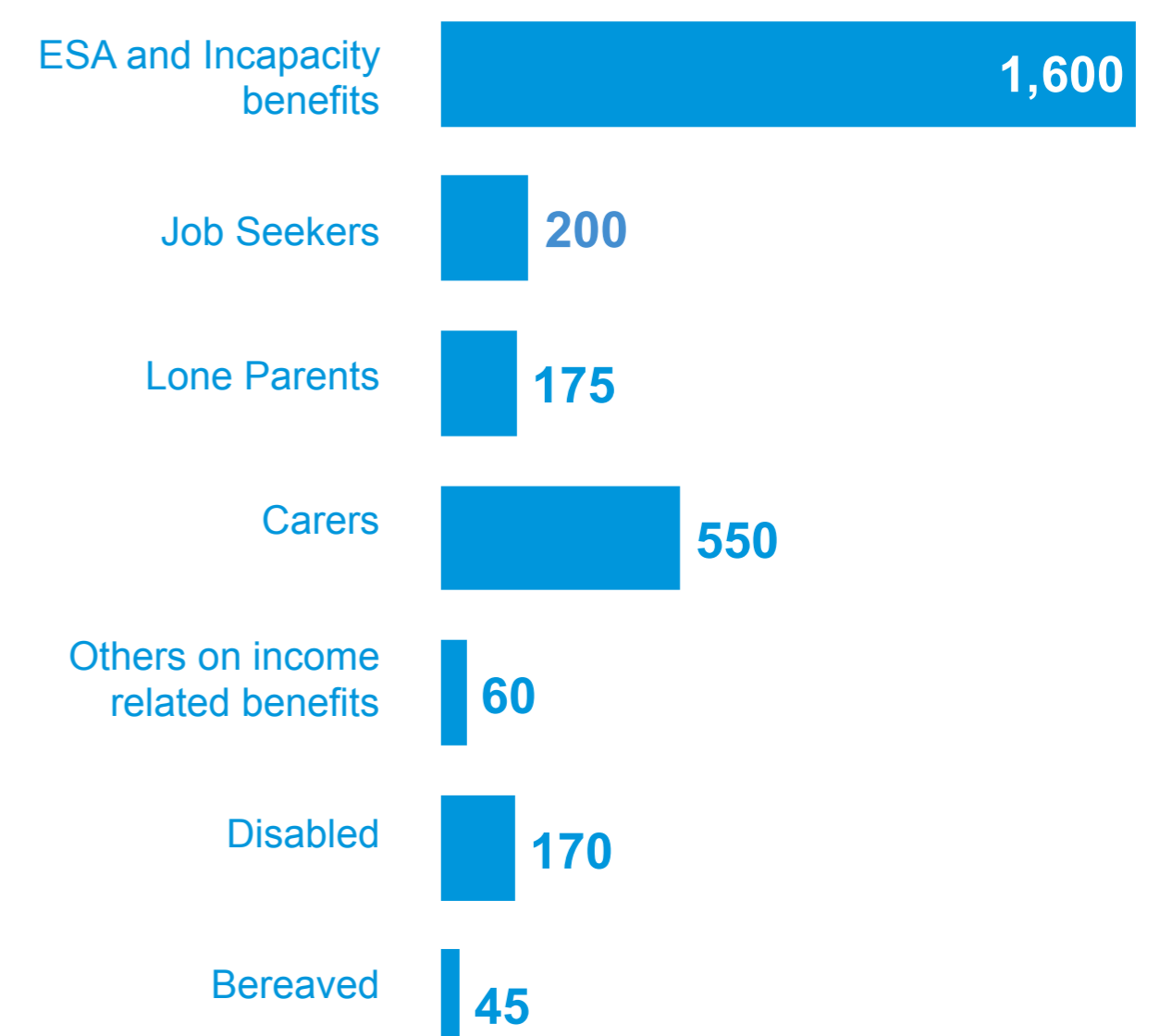
760 Carers from Wigtownshire are aged 65 years or older

9% of Carers from Wigtownshire report being in 'bad' or 'very bad' health (270 people)

17% of working age people (16 to 64 years old) from Wigtownshire are in receipt of benefits.

This is equivalent to **2,800 people**.

Working Age Benefit Claimants (Number of people)



Across different areas of Wigtownshire there is a difference in life expectancy of **8.8 years** for men and **4.0 years** for women.

Life Expectancy in Different Areas of Wigtownshire

	Men	Women
Cree Valley	76.7 years	79.4 years
Fleet	78.5 years (Highest)	81.7 years
Kirkmaiden	76.9 years	81.0 years
Machars South	78.3 years	80.8 years
Moors	73.8 years	82.4 years
Portpatrick	76.1 years	80.1 years
Stranraer Central	69.7 years (Lowest)	78.5 years (Lowest)
Stranraer West	76.7 years	82.5 years (Highest)

Sources: ISD Scotland, National Records Scotland, Scotland's Census 2011, Office for National Statistics (ONS), ScotPHO