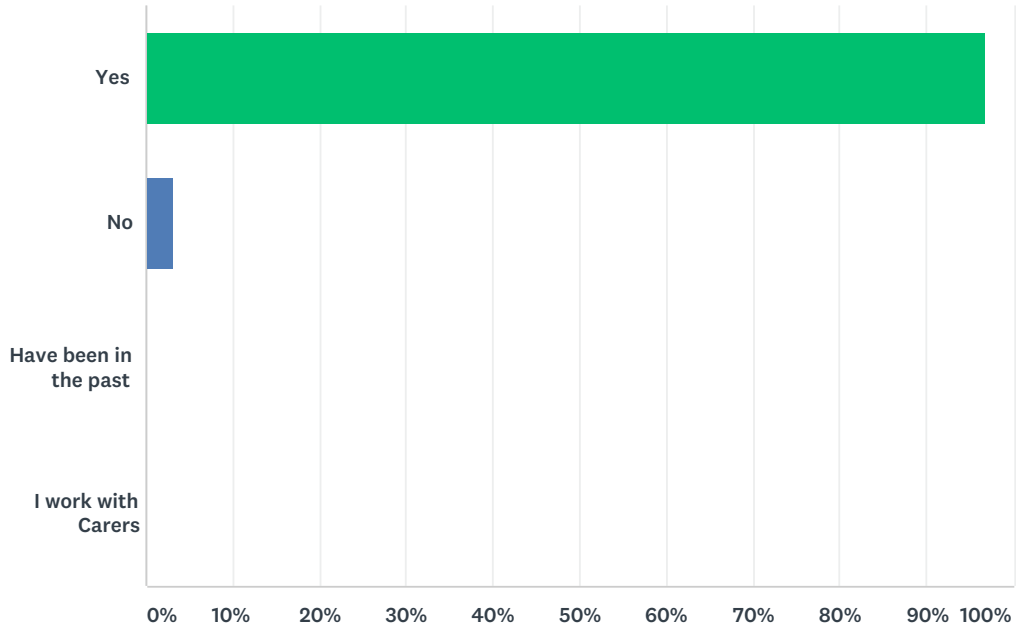


Q1 Are you a Carer

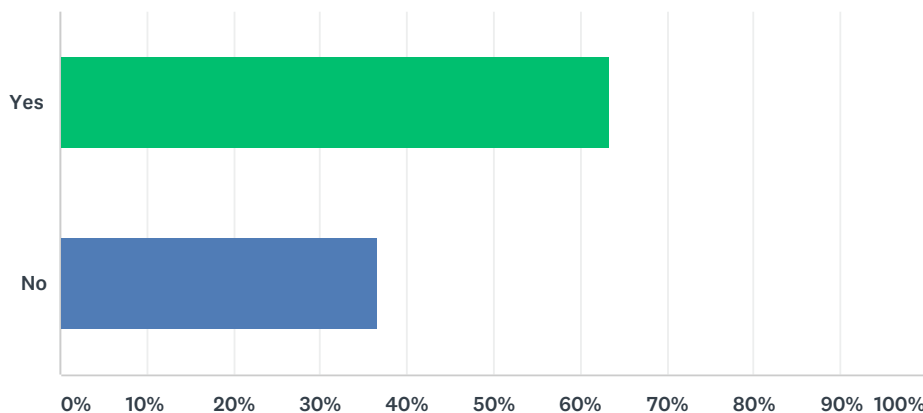
Answered: 32 Skipped: 0



| ANSWER CHOICES | RESPONSES | |
|-----------------------|-----------|-----------|
| Yes | 96.88% | 31 |
| No | 3.13% | 1 |
| Have been in the past | 0.00% | 0 |
| I work with Carers | 0.00% | 0 |
| TOTAL | | 32 |

Q2 As a Carer, does the Local Eligibility Framework explain the different levels of support you might receive in the future, and how it will be decided?

Answered: 30 Skipped: 2

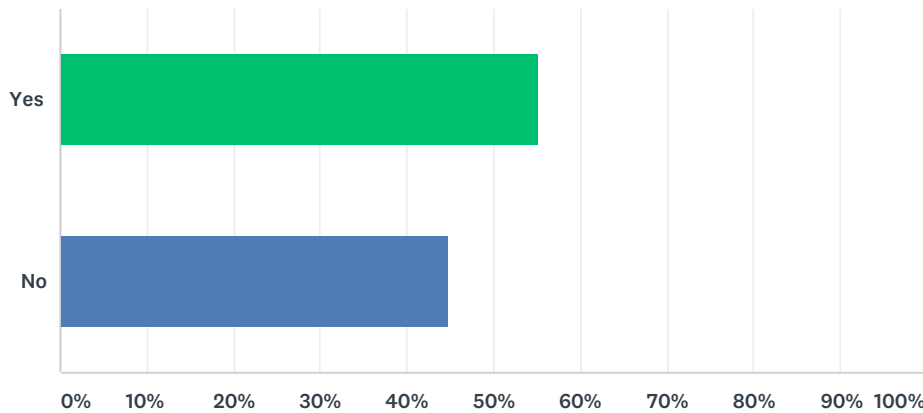


| ANSWER CHOICES | RESPONSES | |
|----------------|-----------|----|
| Yes | 63.33% | 19 |
| No | 36.67% | 11 |
| TOTAL | | 30 |

| # | COMMENTS | DATE |
|---|---------------------------------------------------------------------------------------------------------------------------------------------------------------------------------------------------------------------------------------------------------------------------------------------------------------------------------------------------------------------------------------------------------------------------------------------------------------------------------------------------------------------------------------------------------------------------------------------------------------------------------------------------------------------------------------------------------------------------------|--------------------|
| 1 | It does not state who makes the decisions nor the timescale for them regarding support. It gives very general information but nothing is specific and seems slightly vague. | 12/6/2017 9:56 PM |
| 2 | Never heard from them | 11/29/2017 9:29 PM |
| 3 | Flow chart on page 2 is incomplete - does not consider non-acceptability of Carer Support Plan. Colour coded risk chart on pages 3 & 4 does not allow for different risk levels to be associated with different areas of carer's life. Section 5 is too simplistic (page 6 carer rarely envisages likely longer term risks at early stage when optimum solutions could be established allowing for progression of risk and circumstances). Section 6 ALARP triangle should be time dependent .. if long term eligibility can be determined at an early stage then more cost beneficial solutions can be adopted at an earlier stage instead of critical interventions when risk has already reached the highest risk situation. | 11/18/2017 5:02 PM |
| 4 | It doesn't explain how frequently it should be reviewed or how changes can be escalated. The criteria is limited; for example, although my health isn't 'at risk' I suffer immense hip pain but because of my caring role, I can't seek health care to deal with the pain - I can't be 'non-weight bearing for two weeks as there is no one else here to care for my child. My health isn't 'at risk' but it is impacted negatively by my role. There is also no consideration for outside factors that impact on my ability to care - harassment by the neighbours. Sometimes outside pressures have more impact than finances / health etc. | 11/17/2017 8:49 PM |
| 5 | What is the Local Eligibility Framework I have never heard of it? | 11/9/2017 7:29 PM |
| 6 | What about Young Carers? Also, the flow diagram does not make sense. The last box on the left had side does ask a question yet has a YES arrow coming out of it. Is this a question?? What if the answer is NO? | 11/7/2017 7:03 AM |
| 7 | Never heard of it | 11/6/2017 11:28 PM |
| 8 | Too bloody confusing, we are not stupid but it needs to be explained better so normal people can understand it and not the bug wigs that sit behind desks | 11/6/2017 7:46 PM |

Q3 Do you feel the Local Eligibility Criteria are properly targeted to ensure you will get the support you most need?

Answered: 29 Skipped: 3



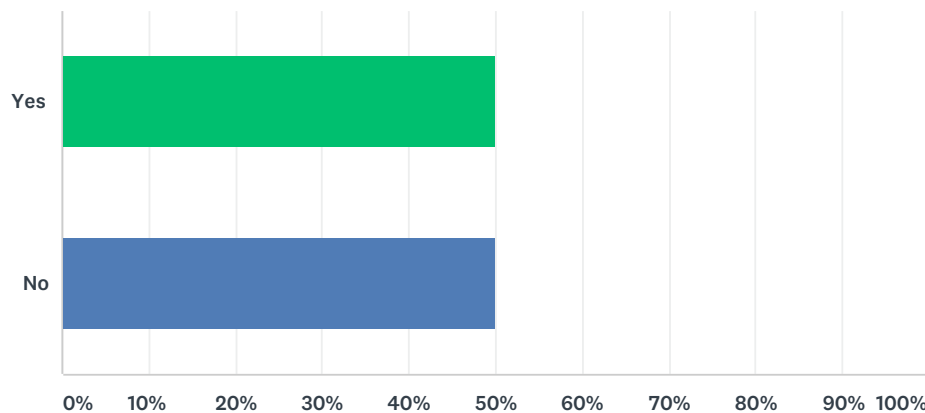
| ANSWER CHOICES | RESPONSES |
|----------------|-----------|
| Yes | 55.17% 16 |
| No | 44.83% 13 |
| TOTAL | 29 |

| # | COMMENTS | DATE |
|----|------------------------------------------------------------------------------------------------------------------------------------------------------------------------------------------------------------------------------------------------------------------------------------------------------------------------------------------------------------------------------------------------------------------------------|--------------------|
| 1 | No it needs to be much more detailed. | 12/6/2017 9:56 PM |
| 2 | Where are they based | 11/29/2017 9:29 PM |
| 3 | The criteria is properly targeted but as has been for some time - the resources are not there when push comes to the shove. | 11/20/2017 2:17 PM |
| 4 | Yes but it depends on what level of support is available for the cared for person and how suitable it is. Locally, there is very limited support available for high need individuals | 11/20/2017 6:46 AM |
| 5 | The targets are great but with ever decreased levels of support and funding they are unacheivable | 11/19/2017 8:09 PM |
| 6 | In my experience it's all there on paper but has nebver benefitted me as a carer. | 11/19/2017 3:20 PM |
| 7 | A major failure in the current system is a poor understanding of the tax implications of care and HMRC is a major bogie in the system. Carers are generally trying their best to assist the care system as a whole and HMRC are standing in the way. As care involves what has already been paid for by the user through NI then costs incurred by unpaid carers (ie for live in or external care) should be tax deductible. | 11/18/2017 5:02 PM |
| 8 | The triangle matrix allows for support structures for the career to be put in place only when it enters the red part of the triangle. This is reactive work. Why not be proactive and put support structures in place prior to it being at critical point. By that time it's too late, stress and illness will already be apparent. | 11/18/2017 7:44 AM |
| 9 | Apart from the issues raise in the previous question - other issues also have an impact | 11/17/2017 8:49 PM |
| 10 | Unsure | 11/17/2017 6:43 PM |
| 11 | I have never had the oppportunity to speak to anyone about this. There isa folder in my mother in laws house but it has never been explained to me or my opinion sought. | 11/16/2017 4:04 PM |

| | | |
|----|------------------------------------------------------------------------------------------------------------------------------------------------------------------------------------------------------------------------------------------------------------------------------------------------------------------------------------------------------------------------------------------------------------------------------------------------------------------------------|--------------------|
| 12 | As before I have never heard of this. I have never had any support of any sort, and didn't know there was any available. I've been a carer for over 10 years, and now care for 2 people with long term conditions. Do the criteria mention identifying people in the community who are carers and informing them about the fact help is help available if they want and need it? | 11/9/2017 7:29 PM |
| 13 | Not visible enough | 11/7/2017 9:14 AM |
| 14 | But what about Young Carers?? Is there a separate criteria policy? If so, why? | 11/7/2017 7:03 AM |
| 15 | Don't know what this is | 11/6/2017 11:28 PM |
| 16 | Not sure as i dont get any support as a carer .my family was referred to childrens disability over a year and a half ago .social services were meant to come and do a carers assessment they cancelled and havent made an appointment since .i keep emailing julie bennison but she ignores them and she has cancelled at my sons child plan meeting .i havent even met julie bennison yet but she has been made lead professional in the childs plan .how can this happen ? | 11/6/2017 7:52 PM |
| 17 | Same as above | 11/6/2017 7:46 PM |

Q4 Do you think there is anything else that should have been included in the Eligibility Framework, or anything that should have been left out?

Answered: 28 Skipped: 4



| ANSWER CHOICES | RESPONSES | |
|----------------|-----------|----|
| Yes | 50.00% | 14 |
| No | 50.00% | 14 |
| TOTAL | | 28 |

| # | COMMENTS | DATE |
|----|-----------------------------------------------------------------------------------------------------------------------------------------------------------------------------------------------------------------------------------------------------------------------------------------------------------------------------------------------------------------------------------------------------------------------------------------------------------------------------------------------------------------------------------------------------------------------------------------------------------|--------------------|
| 1 | I have been a carer for you youngest who was on the autism spectrum he has learned to drive has sometimes been in work sometimes not has own flat but due to other teenagers abusing situation is back with me for stability I do only get jobseekers and due to his cat being very expensive due to age so far I help him with some food and staying at mine it's a worry for me too due to the fact long term have I to try and find the extra rent and Aaron has not been in any position to help yet as well dont know if he plans to build on flat eventually he has an asbo mo in place too in flat | 12/8/2017 6:36 AM |
| 2 | Lots more details and what help is available at different levels and in different parts of the region. (for example what is available in the west of the region as opposed to Dumfries itself) Rural areas get forgotten. | 12/6/2017 9:56 PM |
| 3 | Better and faster support at home | 11/29/2017 9:29 PM |
| 4 | Access to support for cared for person to allow respite or additional support | 11/20/2017 6:46 AM |
| 5 | Ring fenced budgeting | 11/19/2017 8:09 PM |
| 6 | Appropriate support for children with long term permanent brain injury who may have average or above IQ are not supported in this area into adulthood which causes carers stress, anxiety, relationship problems, inability to access work and support networks due to lack of targeted support for young people has a direct impact - the strategies and criteria place no onus or responsibility on the LA to provide for those being cared for. | 11/19/2017 3:20 PM |
| 7 | Time dependent risk analysis and planning | 11/18/2017 5:02 PM |
| 8 | Annual appraisals to update to ensure the adult carer plan is still working for the carer. Training Carers to do peer appraisals, upskill Carers where they wish to be involved in this . Often Carers don't see stress levels etc themselves before it's too late. | 11/18/2017 7:44 AM |
| 9 | Outside pressures, the ability to look after my own health, being isolated, frequently changing circumstances / variable stability of circumstances / stability of the person I care for | 11/17/2017 8:49 PM |
| 10 | Making information and advice more accessible | 11/17/2017 6:43 PM |
| 11 | I don't know because it has never been explained to me. | 11/16/2017 4:04 PM |

| | | |
|----|-----------------------------------------------------------------------------------------------------------------------------------------------------------------------------------------------------------------------------------------------------------------------------|--------------------|
| 12 | Possibly a way of identifying carers and letting them know help is available should they need any? No everyone is familiar with what is out there, or in my case that there is anything out there at all? How are we supposed to know? Who will tell us these things? | 11/9/2017 7:29 PM |
| 13 | If this does not apply to Young Carers then the document must make clear reference to them and to which eligibility criteria policy they should refer What happens during a transition from Young to Adult Carer? | 11/7/2017 7:03 AM |
| 14 | Don't understand the question | 11/6/2017 11:28 PM |
| 15 | Everyone /carer should get help regardless its not rocket science | 11/6/2017 7:52 PM |

Q5 Are there any other comment you wish to make?

Answered: 14 Skipped: 18

| # | RESPONSES | DATE |
|----|---------------------------------------------------------------------------------------------------------------------------------------------------------------------------------------------------------------------------------------------------------------------------------------------------------------------------------------------------------------------------------------------------------------------------------------------------------|--------------------|
| 1 | No I just have concerns | 12/8/2017 6:36 AM |
| 2 | Yes. People in the very rural areas need help and support too. Many don't have any family close by and travel particularly in the winter can be problematic and costly. | 12/6/2017 9:56 PM |
| 3 | from experience i know that most things can look good on paper however usually when reality hits and people need help things can brake down. this is usually because of time , information , communication and money.i really hope this will not be the case for carers who suddenly find themselves at crisis point. | 11/24/2017 3:06 PM |
| 4 | No point | 11/20/2017 2:17 PM |
| 5 | No | 11/20/2017 6:46 AM |
| 6 | My family have suffered for over 15 years because we look as if we can manage and look as if we can afford to buy support. We have not felt supported at all and although this strategy proposal looks good I can't see it working any better than it has in the past. | 11/19/2017 3:20 PM |
| 7 | No | 11/19/2017 1:49 PM |
| 8 | No. | 11/18/2017 5:02 PM |
| 9 | Review this structure in a years time to ensure it's working for the carers | 11/18/2017 7:44 AM |
| 10 | My mother in law has dementia and has a care package. Both my husband and myself and his 2 other siblings take days to go in and check but I feel that I have no contact with any professionals other than the day to day carers who do a great job but cannot answer questions relating to my mothers future (she has dementia). We have never been spoken to by a dementia nurse or a professional on a long term plan when she deteriorates further. | 11/16/2017 4:04 PM |
| 11 | Never heard of this framework before and i work in the health board | 11/7/2017 9:14 AM |
| 12 | The document is too long and very much a professional management 'paper'. Will there be an shorter, 'easy read' version? | 11/7/2017 7:03 AM |
| 13 | Haven't a clue as to what this is about | 11/6/2017 11:28 PM |
| 14 | No | 11/6/2017 8:29 PM |

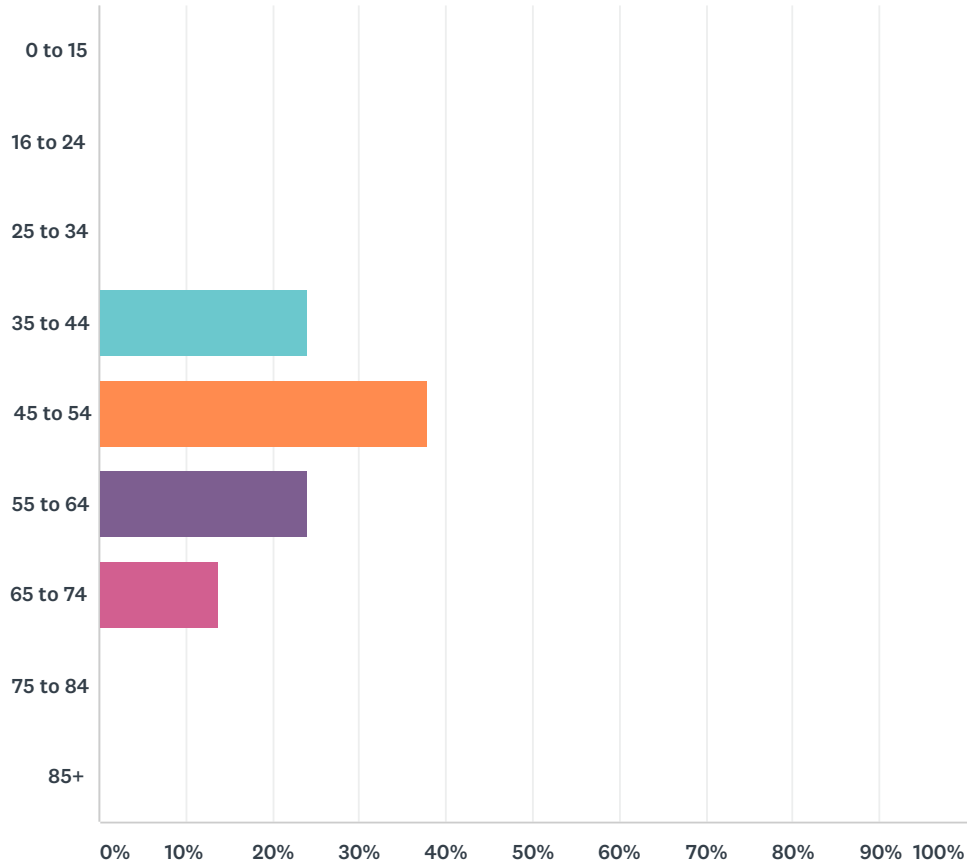
Q6 Where do you live, please tell us your postcode or the nearest town or village?

Answered: 27 Skipped: 5

| # | RESPONSES | DATE |
|----|-----------------------|---------------------|
| 1 | Dg2 9pd | 12/8/2017 6:43 AM |
| 2 | Dg9 | 12/6/2017 9:58 PM |
| 3 | Dg4 6bg | 11/29/2017 9:31 PM |
| 4 | Annan | 11/20/2017 2:19 PM |
| 5 | Dg11 1pt | 11/20/2017 6:48 AM |
| 6 | Annan | 11/19/2017 8:11 PM |
| 7 | dumfries | 11/19/2017 5:10 PM |
| 8 | DG11 | 11/19/2017 3:22 PM |
| 9 | DG1 3LQ | 11/19/2017 3:05 PM |
| 10 | Whithorn | 11/19/2017 1:58 PM |
| 11 | DG1 1NT | 11/19/2017 1:51 PM |
| 12 | DG6 | 11/18/2017 5:28 PM |
| 13 | DG8 9BD | 11/18/2017 7:47 AM |
| 14 | DG13 0BQ | 11/17/2017 8:52 PM |
| 15 | Dg2 0nd | 11/17/2017 6:45 PM |
| 16 | DG12 | 11/17/2017 2:02 PM |
| 17 | Haugh of urr | 11/16/2017 4:05 PM |
| 18 | Annan | 11/16/2017 3:14 PM |
| 19 | DG1 4YJ | 11/10/2017 11:10 AM |
| 20 | Dumfries and Galloway | 11/9/2017 7:32 PM |
| 21 | DG11 1JN | 11/7/2017 2:49 PM |
| 22 | Newton Stewart | 11/7/2017 9:16 AM |
| 23 | Dumfries | 11/7/2017 7:09 AM |
| 24 | Dalbeattie | 11/6/2017 8:48 PM |
| 25 | Dumfries | 11/6/2017 7:54 PM |
| 26 | DG8 | 11/6/2017 7:47 PM |
| 27 | 1 | 11/1/2017 11:02 AM |

Q7 What is your age?

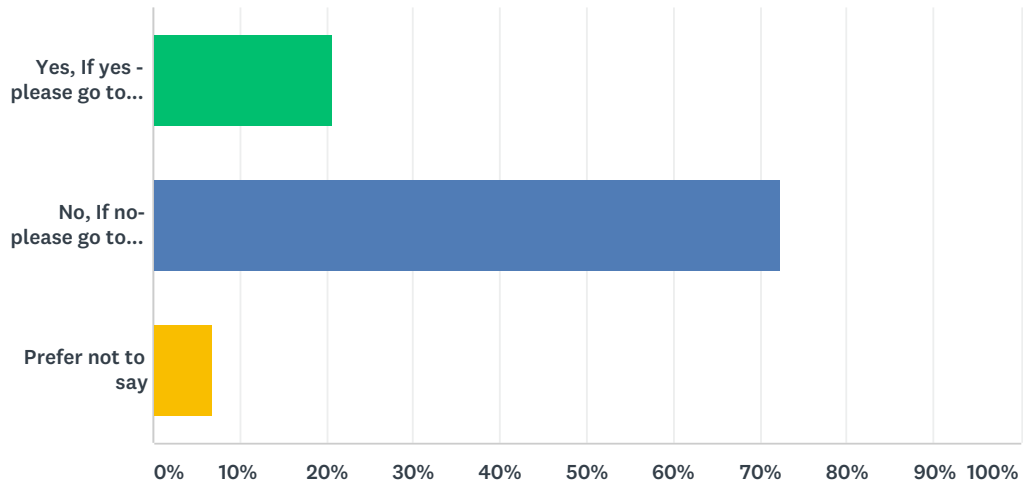
Answered: 29 Skipped: 3



| ANSWER CHOICES | RESPONSES | |
|----------------|-----------|-----------|
| 0 to 15 | 0.00% | 0 |
| 16 to 24 | 0.00% | 0 |
| 25 to 34 | 0.00% | 0 |
| 35 to 44 | 24.14% | 7 |
| 45 to 54 | 37.93% | 11 |
| 55 to 64 | 24.14% | 7 |
| 65 to 74 | 13.79% | 4 |
| 75 to 84 | 0.00% | 0 |
| 85+ | 0.00% | 0 |
| TOTAL | | 29 |

Q8 Do you have a disability?

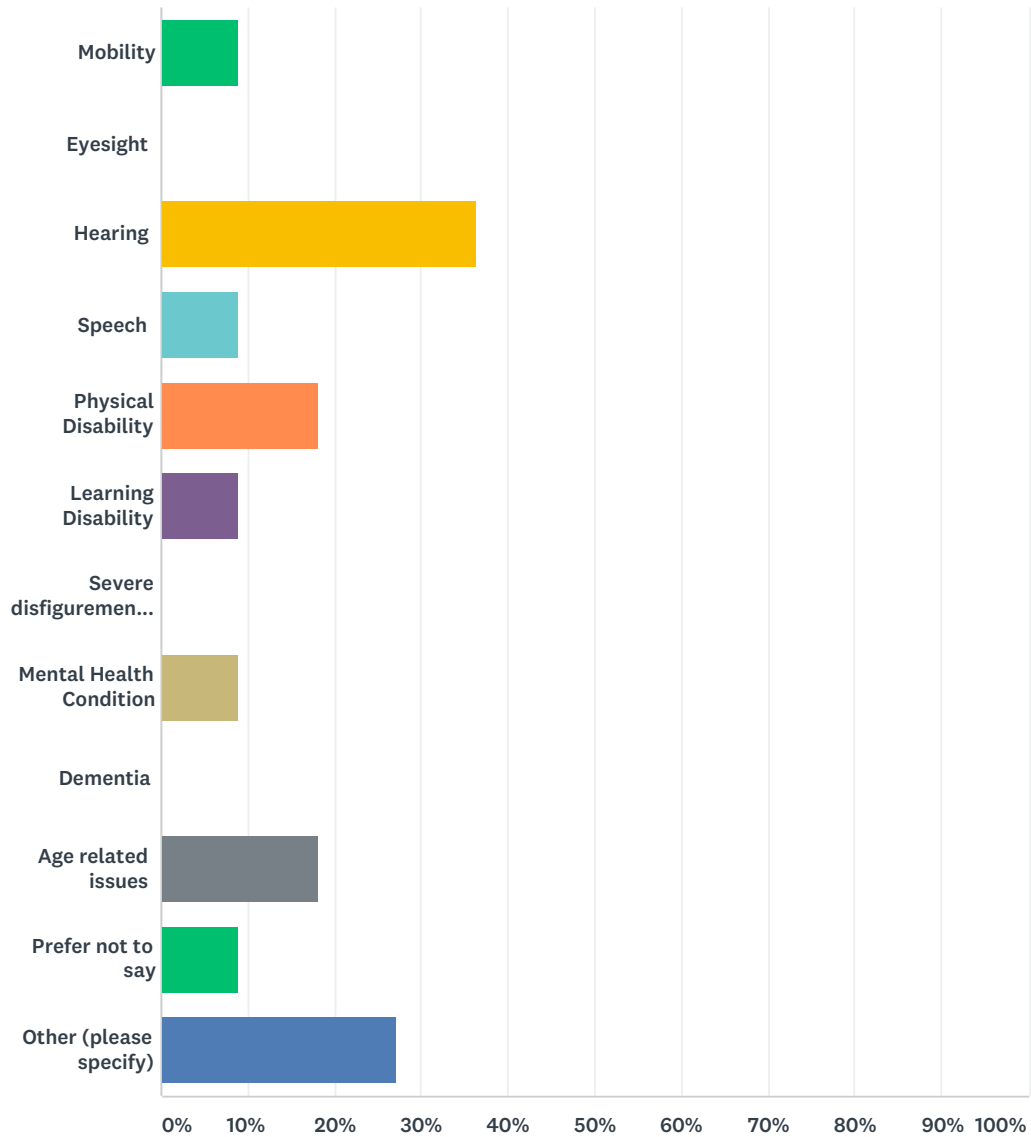
Answered: 29 Skipped: 3



| ANSWER CHOICES | RESPONSES | |
|---------------------------------------|-----------|-----------|
| Yes, If yes - please go to question 9 | 20.69% | 6 |
| No, If no- please go to question 10 | 72.41% | 21 |
| Prefer not to say | 6.90% | 2 |
| TOTAL | | 29 |

Q9 If you answered yes to question 8, please tick which ones

Answered: 11 Skipped: 21



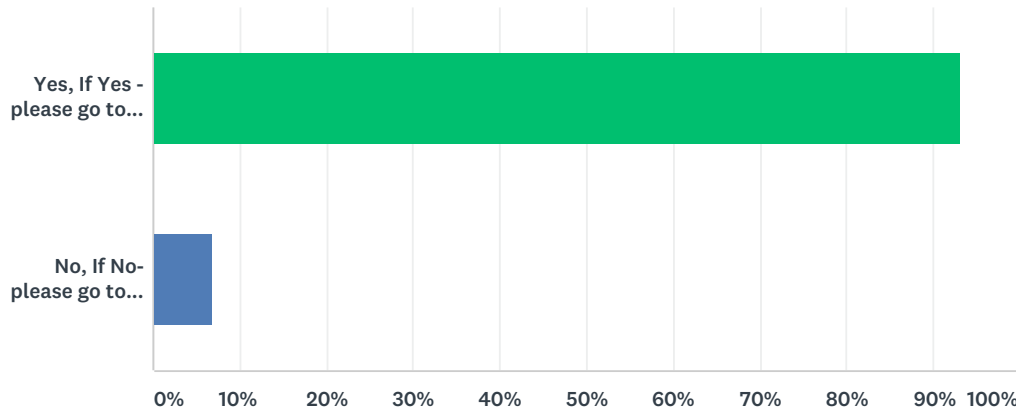
| ANSWER CHOICES | RESPONSES | |
|-------------------------|-----------|---|
| Mobility | 9.09% | 1 |
| Eyesight | 0.00% | 0 |
| Hearing | 36.36% | 4 |
| Speech | 9.09% | 1 |
| Physical Disability | 18.18% | 2 |
| Learning Disability | 9.09% | 1 |
| Severe disfigurement | 0.00% | 0 |
| Mental Health Condition | 9.09% | 1 |

| | | |
|------------------------|--------|---|
| Dementia | 0.00% | 0 |
| Age related issues | 18.18% | 2 |
| Prefer not to say | 9.09% | 1 |
| Other (please specify) | 27.27% | 3 |
| Total Respondents: 11 | | |

| # | OTHER (PLEASE SPECIFY) | DATE |
|---|-----------------------------------------------------------------------------------------------------------------------------------------------|--------------------|
| 1 | Due to my diabetes I can have every so often bowel problems where I need to find a toilet fast hearing I can't hear near back ground noise | 12/8/2017 6:43 AM |
| 2 | N/A | 11/18/2017 5:28 PM |
| 3 | Bilateral hip replacements | 11/18/2017 7:47 AM |

Q10 Do you care for anyone with a disability?

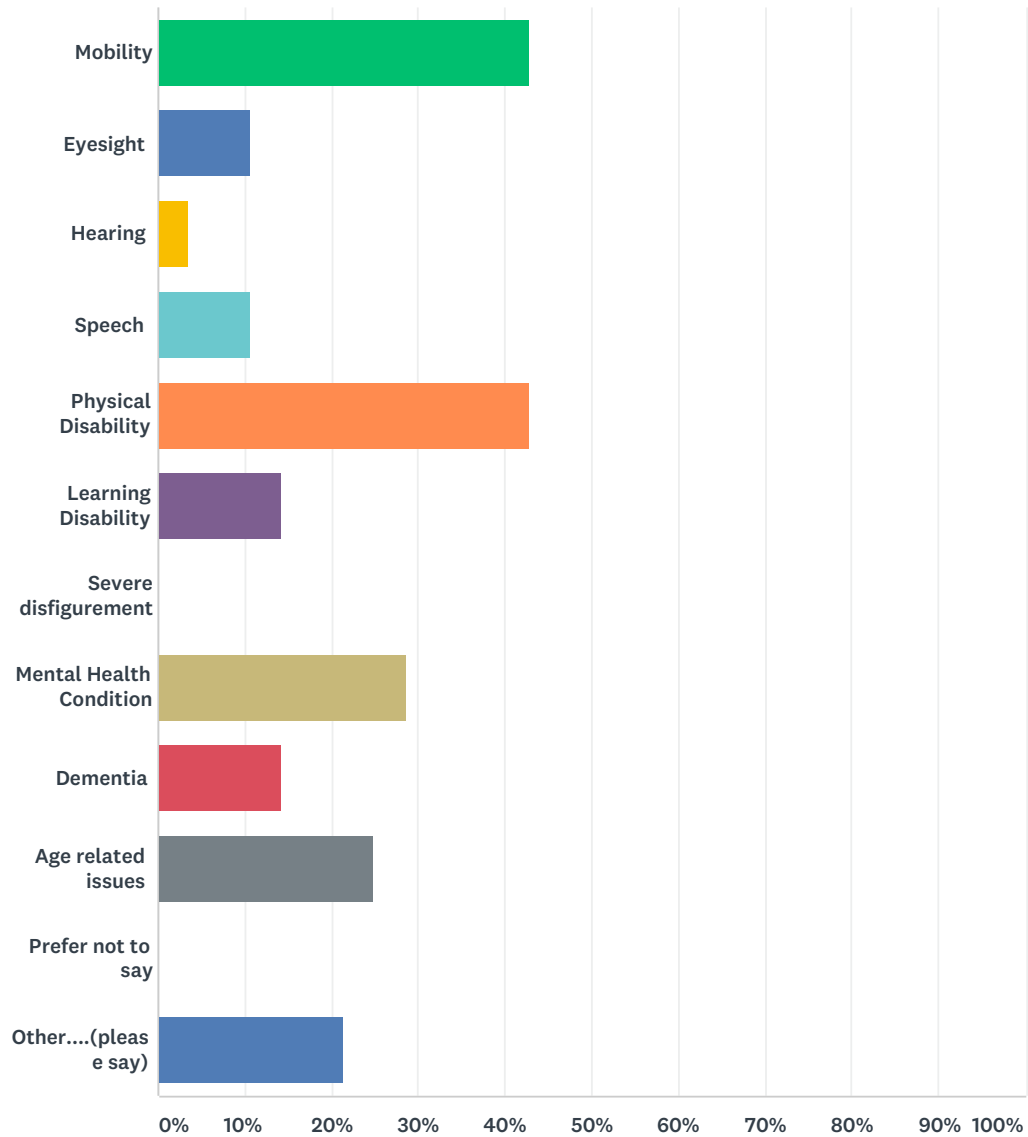
Answered: 29 Skipped: 3



| ANSWER CHOICES | RESPONSES | |
|----------------------------------------|-----------|----|
| Yes, If Yes - please go to question 11 | 93.10% | 27 |
| No, If No- please go to question 12 | 6.90% | 2 |
| TOTAL | | 29 |

Q11 If Yes please tick which ones...

Answered: 28 Skipped: 4

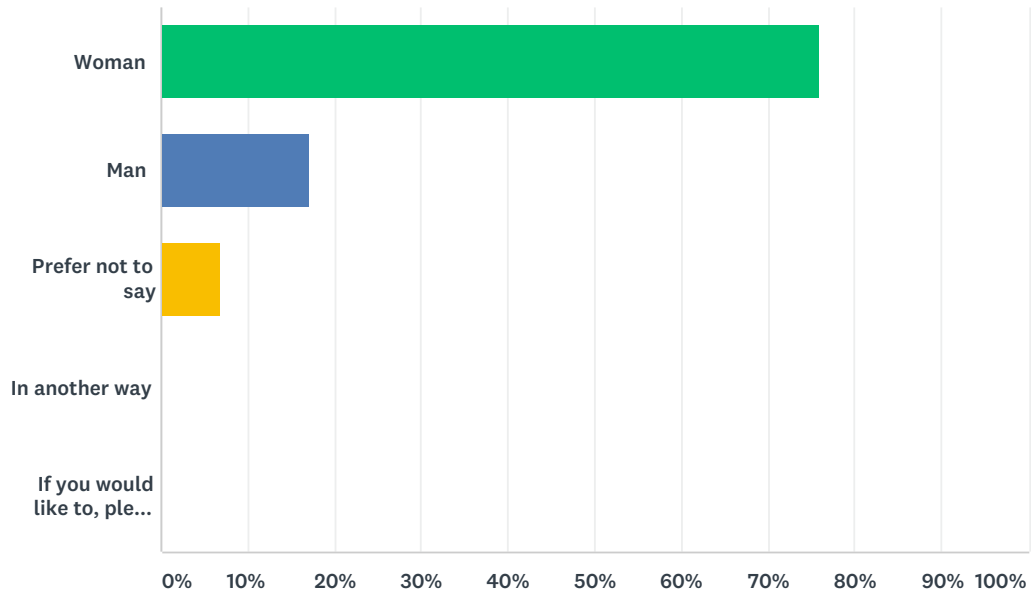


| ANSWER CHOICES | RESPONSES |
|-------------------------|-----------|
| Mobility | 42.86% 12 |
| Eyesight | 10.71% 3 |
| Hearing | 3.57% 1 |
| Speech | 10.71% 3 |
| Physical Disability | 42.86% 12 |
| Learning Disability | 14.29% 4 |
| Severe disfigurement | 0.00% 0 |
| Mental Health Condition | 28.57% 8 |

| | | |
|-----------------------|--------|---|
| Dementia | 14.29% | 4 |
| Age related issues | 25.00% | 7 |
| Prefer not to say | 0.00% | 0 |
| Other....(please say) | 21.43% | 6 |
| Total Respondents: 28 | | |

Q12 How would you describe your gender?

Answered: 29 Skipped: 3

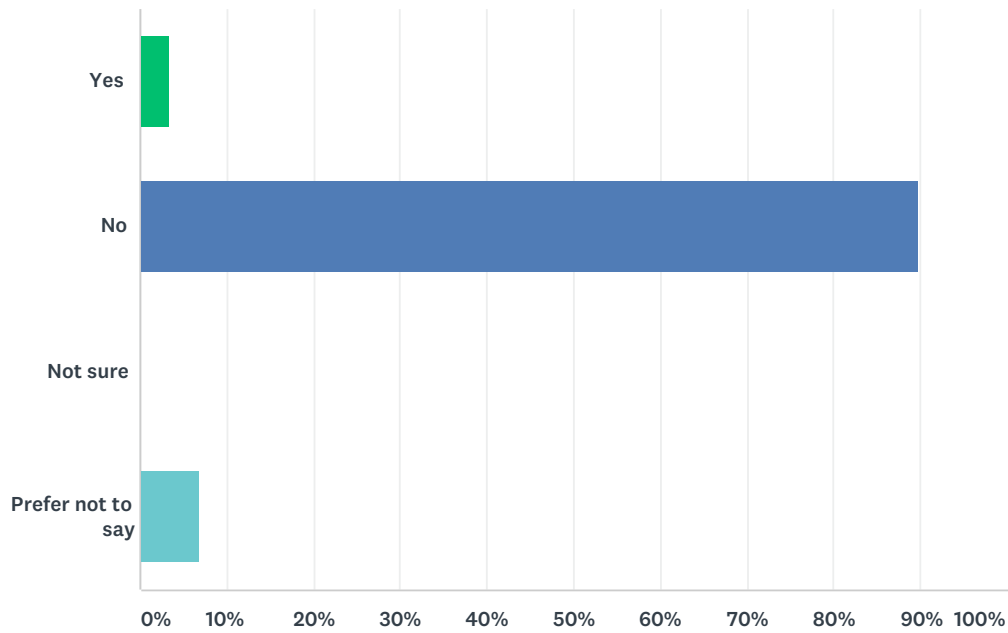


| ANSWER CHOICES | RESPONSES | |
|---------------------------------------------------------------------------------------|-----------|-----------|
| Woman | 75.86% | 22 |
| Man | 17.24% | 5 |
| Prefer not to say | 6.90% | 2 |
| In another way | 0.00% | 0 |
| If you would like to, please let us know the words you use to describe your gender... | 0.00% | 0 |
| TOTAL | | 29 |

| # | IF YOU WOULD LIKE TO, PLEASE LET US KNOW THE WORDS YOU USE TO DESCRIBE YOUR GENDER... | DATE |
|---|---------------------------------------------------------------------------------------|------|
| | There are no responses. | |

Q13 Do you now or have you ever considered yourself to be a transgender person?

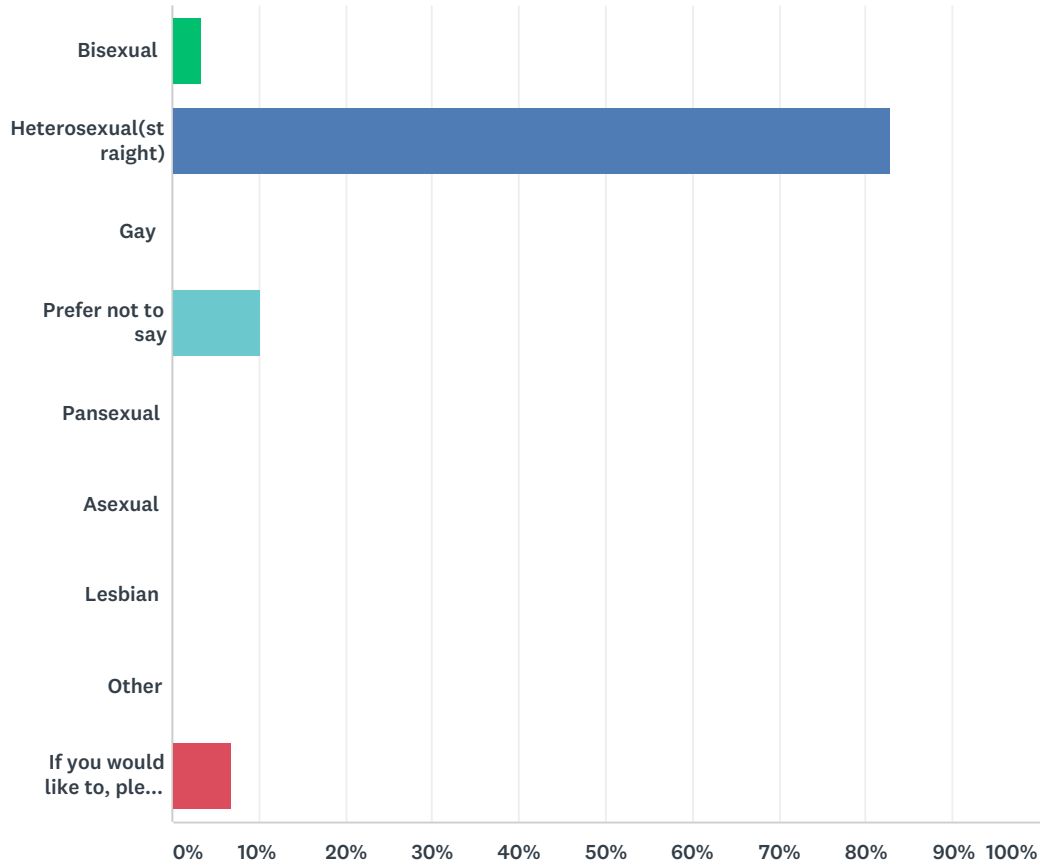
Answered: 29 Skipped: 3



| ANSWER CHOICES | RESPONSES | |
|-------------------|-----------|-----------|
| Yes | 3.45% | 1 |
| No | 89.66% | 26 |
| Not sure | 0.00% | 0 |
| Prefer not to say | 6.90% | 2 |
| TOTAL | | 29 |

Q14 What is your sexual orientation?

Answered: 29 Skipped: 3



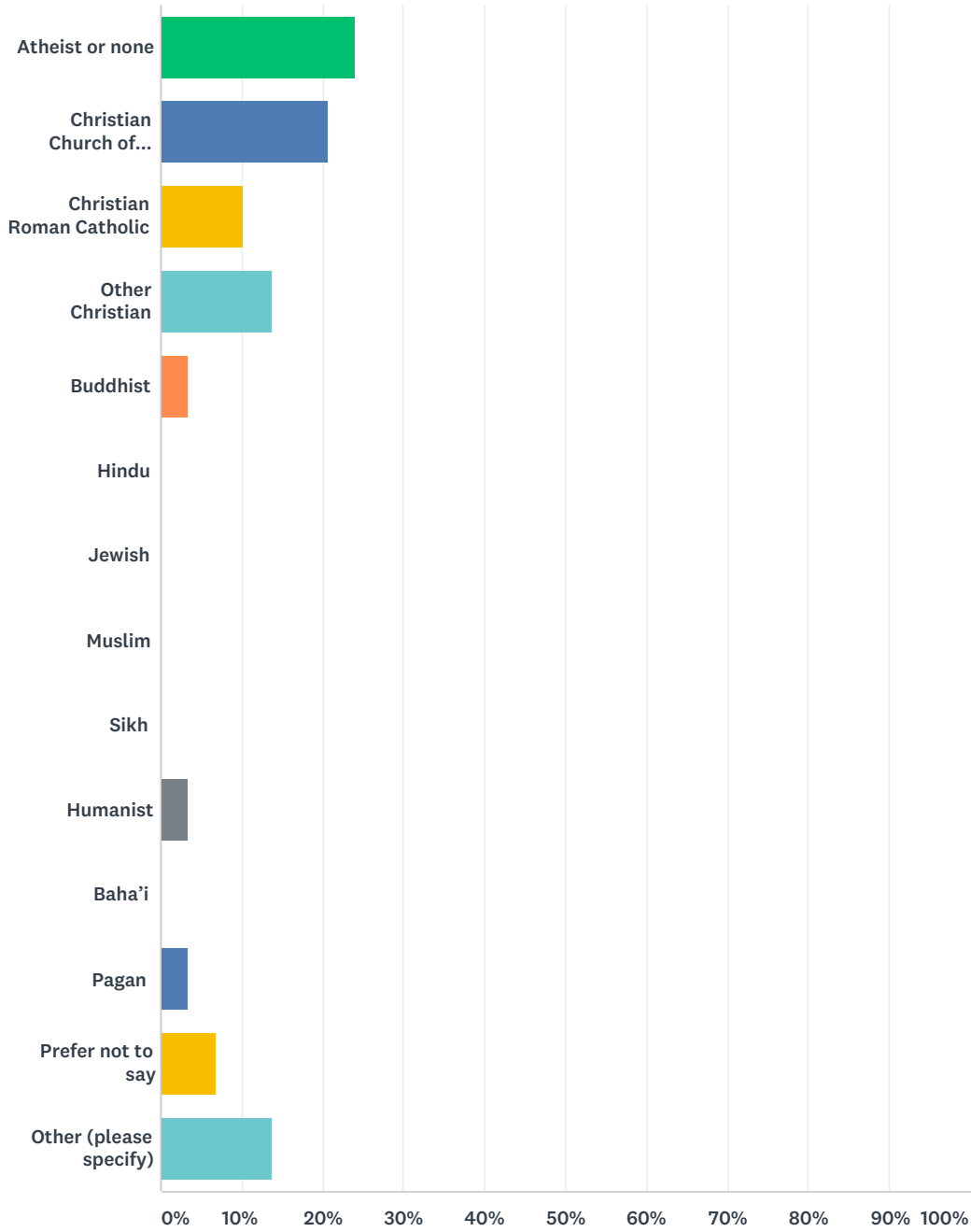
| ANSWER CHOICES | RESPONSES |
|-------------------------------------------------------------------------------------------|-----------|
| Bisexual | 3.45% 1 |
| Heterosexual(straight) | 82.76% 24 |
| Gay | 0.00% 0 |
| Prefer not to say | 10.34% 3 |
| Pansexual | 0.00% 0 |
| Asexual | 0.00% 0 |
| Lesbian | 0.00% 0 |
| Other | 0.00% 0 |
| If you would like to, please let us know the words you use to describe your sexuality.... | 6.90% 2 |
| Total Respondents: 29 | |

| # | IF YOU WOULD LIKE TO, PLEASE LET US KNOW THE WORDS YOU USE TO DESCRIBE YOUR SEXUALITY.... | DATE |
|---|-------------------------------------------------------------------------------------------|--------------------|
| 1 | Why is anyone's sexuality needed in a survey, it's a question that is unwarranted | 11/19/2017 8:11 PM |

| | | |
|---|-------------------------------------------------------------------------------------------------------------------------------------------------------------------------------------------------------------------------------------------------------------------------------------------------------------------------------------|--------------------|
| 2 | I think these questions are included for political correctness and nonsensical reasons. Services should not be dependent in any way on sexual orientation only (in the case of a couple) on there being a legal connection between the pair. Any preferential treatment for any gender specific reason should be banned absolutely. | 11/18/2017 5:28 PM |
|---|-------------------------------------------------------------------------------------------------------------------------------------------------------------------------------------------------------------------------------------------------------------------------------------------------------------------------------------|--------------------|

Q15 What is your religion or belief?

Answered: 29 Skipped: 3



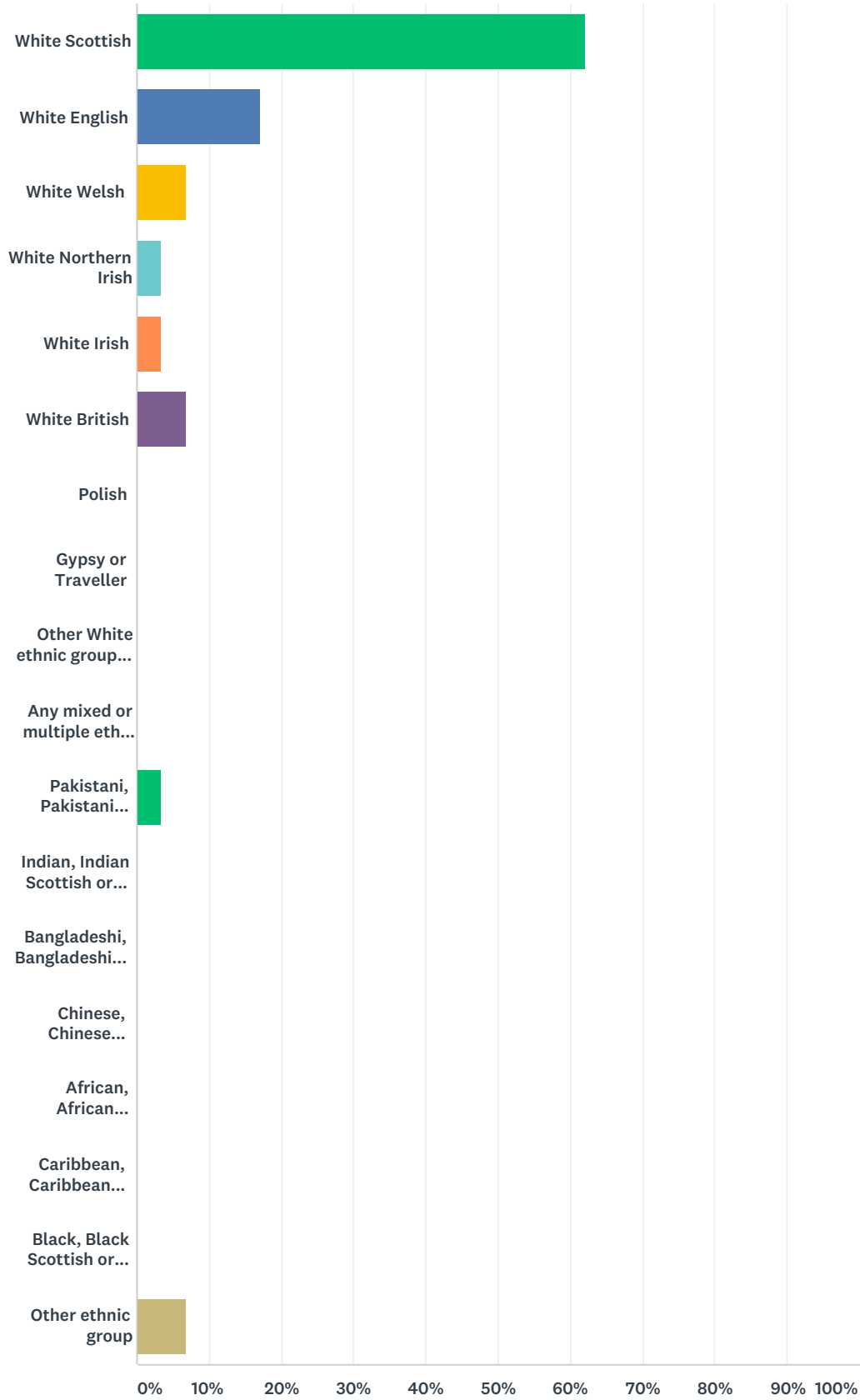
| ANSWER CHOICES | RESPONSES | |
|------------------------------|-----------|---|
| Atheist or none | 24.14% | 7 |
| Christian Church of Scotland | 20.69% | 6 |
| Christian Roman Catholic | 10.34% | 3 |
| Other Christian | 13.79% | 4 |
| Buddhist | 3.45% | 1 |

| | | |
|------------------------|--------|---|
| Hindu | 0.00% | 0 |
| Jewish | 0.00% | 0 |
| Muslim | 0.00% | 0 |
| Sikh | 0.00% | 0 |
| Humanist | 3.45% | 1 |
| Baha'i | 0.00% | 0 |
| Pagan | 3.45% | 1 |
| Prefer not to say | 6.90% | 2 |
| Other (please specify) | 13.79% | 4 |
| Total Respondents: 29 | | |

| # | OTHER (PLEASE SPECIFY) | DATE |
|---|----------------------------------------------------------|--------------------|
| 1 | Free spirit | 12/6/2017 9:58 PM |
| 2 | NOT RELEVANT AND SHOULD NOT EVEN BE IN THE QUESTIONNAIRE | 11/18/2017 5:28 PM |
| 3 | Pastafarian. | 11/7/2017 2:49 PM |
| 4 | None | 11/6/2017 7:54 PM |

Q16 What is your ethnic group?

Answered: 29 Skipped: 3



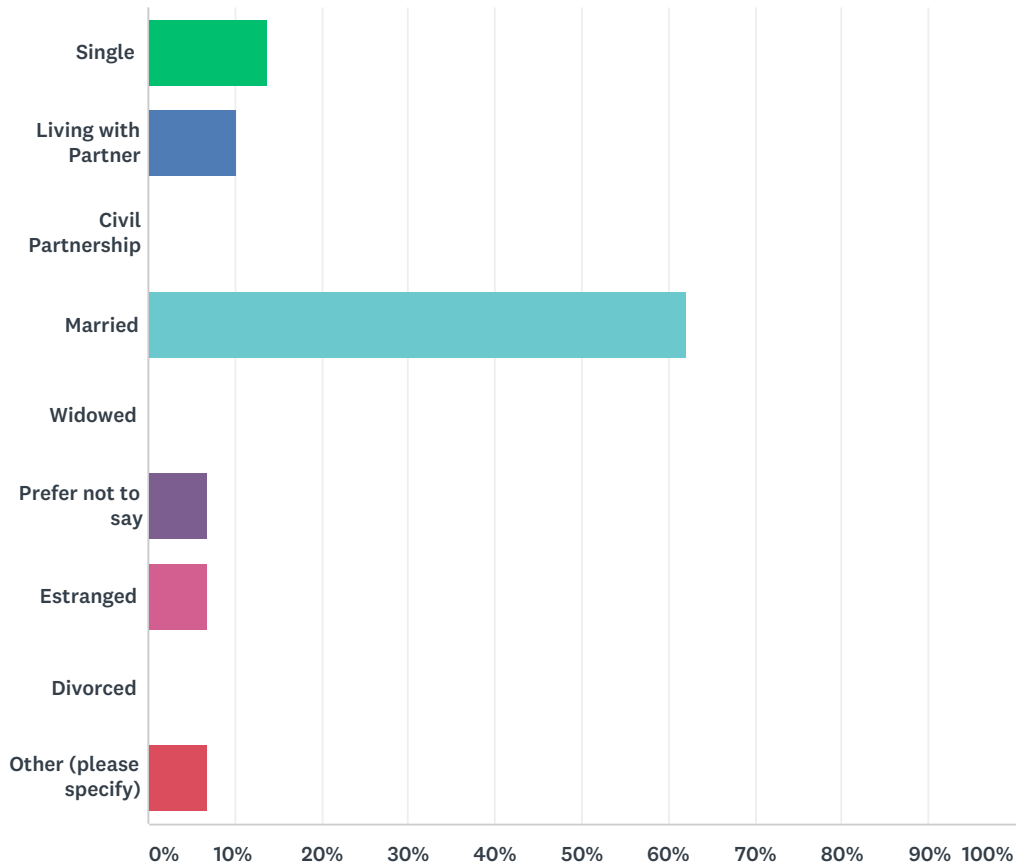
| ANSWER CHOICES | RESPONSES |
|----------------|-----------|
| White Scottish | 62.07% 18 |

| | | |
|----------------------------------------------------------------|--------|---|
| White English | 17.24% | 5 |
| White Welsh | 6.90% | 2 |
| White Northern Irish | 3.45% | 1 |
| White Irish | 3.45% | 1 |
| White British | 6.90% | 2 |
| Polish | 0.00% | 0 |
| Gypsy or Traveller | 0.00% | 0 |
| Other White ethnic group (please write in box below) | 0.00% | 0 |
| Any mixed or multiple ethnic group (please write in box below) | 0.00% | 0 |
| Pakistani, Pakistani Scottish or Pakistani British | 3.45% | 1 |
| Indian, Indian Scottish or Indian British | 0.00% | 0 |
| Bangladeshi, Bangladeshi Scottish or Bangladeshi British | 0.00% | 0 |
| Chinese, Chinese Scottish or Chinese British | 0.00% | 0 |
| African, African Scottish or African British | 0.00% | 0 |
| Caribbean, Caribbean Scottish or Caribbean British | 0.00% | 0 |
| Black, Black Scottish or Black British | 0.00% | 0 |
| Other ethnic group | 6.90% | 2 |
| Total Respondents: 29 | | |

| # | OTHER ETHNIC GROUP | DATE |
|---|---------------------------------------------------------------|--------------------|
| 1 | SAME AS ABOVE - NOT RELEVANT - SHOULD NOT BE IN QUESTIONNAIRE | 11/18/2017 5:28 PM |
| 2 | Prefer not to say | 11/9/2017 7:32 PM |

Q17 What is your marital status?

Answered: 29 Skipped: 3

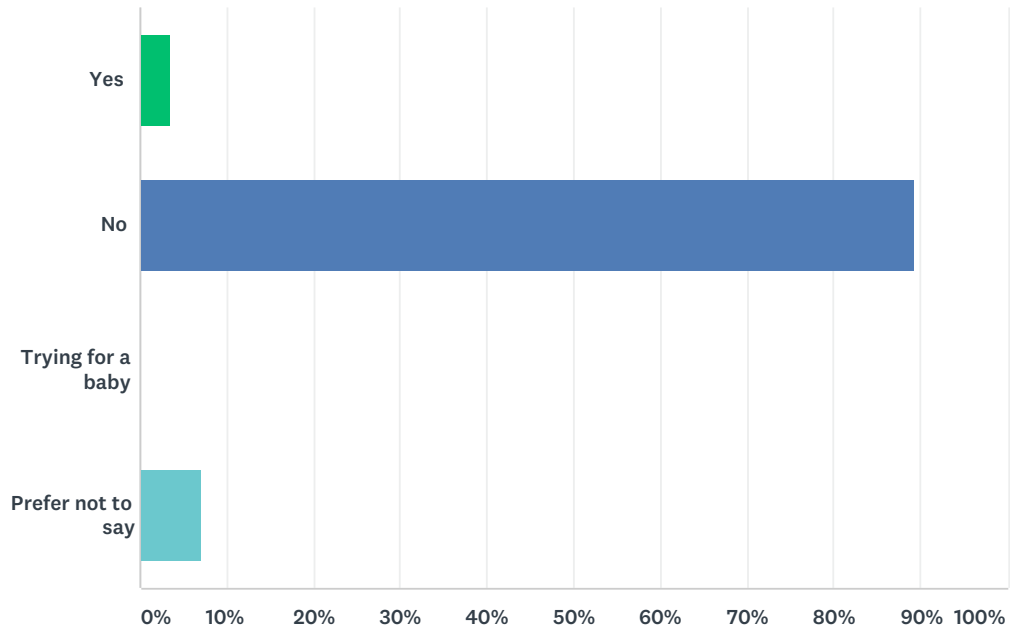


| ANSWER CHOICES | RESPONSES | |
|------------------------|-----------|----|
| Single | 13.79% | 4 |
| Living with Partner | 10.34% | 3 |
| Civil Partnership | 0.00% | 0 |
| Married | 62.07% | 18 |
| Widowed | 0.00% | 0 |
| Prefer not to say | 6.90% | 2 |
| Estranged | 6.90% | 2 |
| Divorced | 0.00% | 0 |
| Other (please specify) | 6.90% | 2 |
| Total Respondents: 29 | | |

| # | OTHER (PLEASE SPECIFY) | DATE |
|---|--------------------------------------------------------------------------------------------------|--------------------|
| 1 | SAME AS ABOVE - NOT RELEVANT - SHOULD NOT BE IN QUESTIONNAIRE | 11/18/2017 5:28 PM |
| 2 | Far too many of these intrusive, politically correct questions. They take as long as the survey. | 11/7/2017 7:09 AM |

Q18 Are you pregnant?

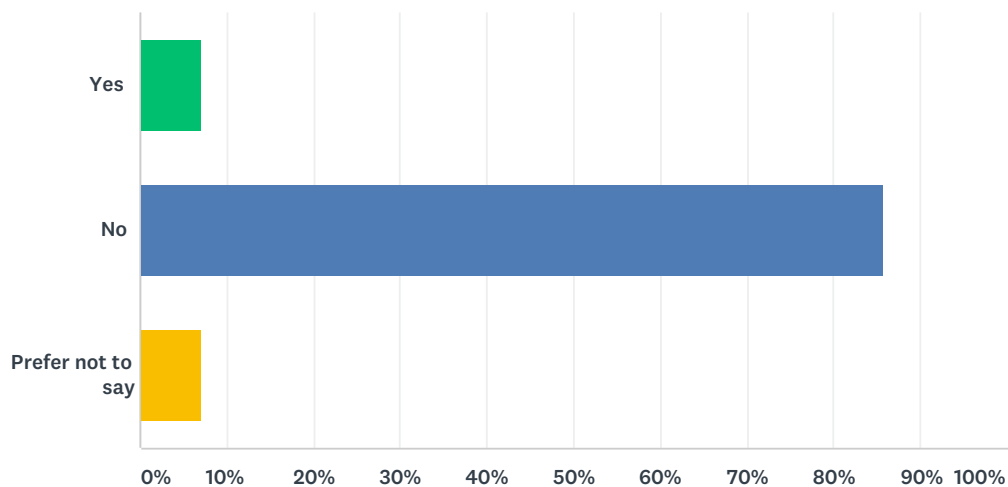
Answered: 28 Skipped: 4



| ANSWER CHOICES | RESPONSES | |
|-------------------|-----------|-----------|
| Yes | 3.57% | 1 |
| No | 89.29% | 25 |
| Trying for a baby | 0.00% | 0 |
| Prefer not to say | 7.14% | 2 |
| TOTAL | | 28 |

Q19 Have you given birth in the last year?

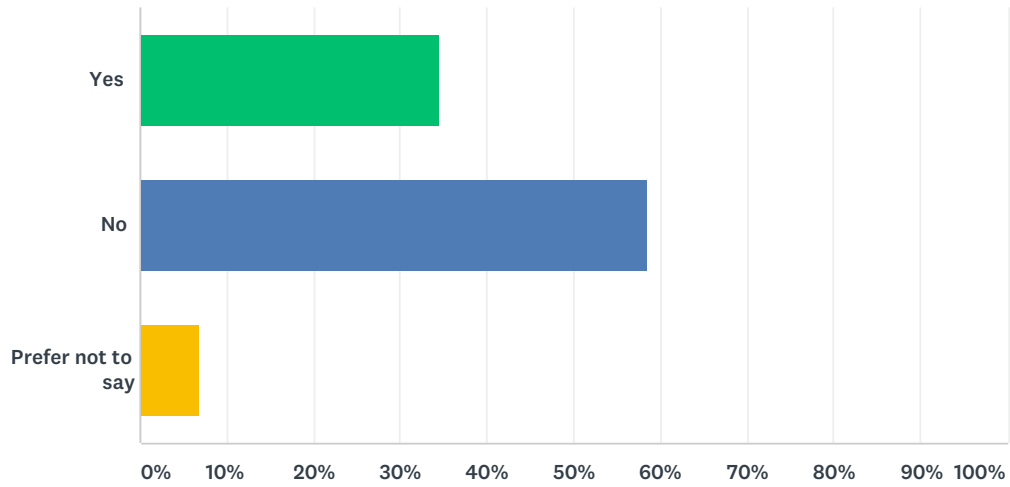
Answered: 28 Skipped: 4



| ANSWER CHOICES | RESPONSES | |
|-------------------|-----------|-----------|
| Yes | 7.14% | 2 |
| No | 85.71% | 24 |
| Prefer not to say | 7.14% | 2 |
| TOTAL | | 28 |

Q20 Do you care for someone who is under the age of 18?

Answered: 29 Skipped: 3



| ANSWER CHOICES | RESPONSES | |
|-------------------|-----------|-----------|
| Yes | 34.48% | 10 |
| No | 58.62% | 17 |
| Prefer not to say | 6.90% | 2 |
| TOTAL | | 29 |